

BügleRock

CORE VALUE PMS

We Complement, Don't Compete

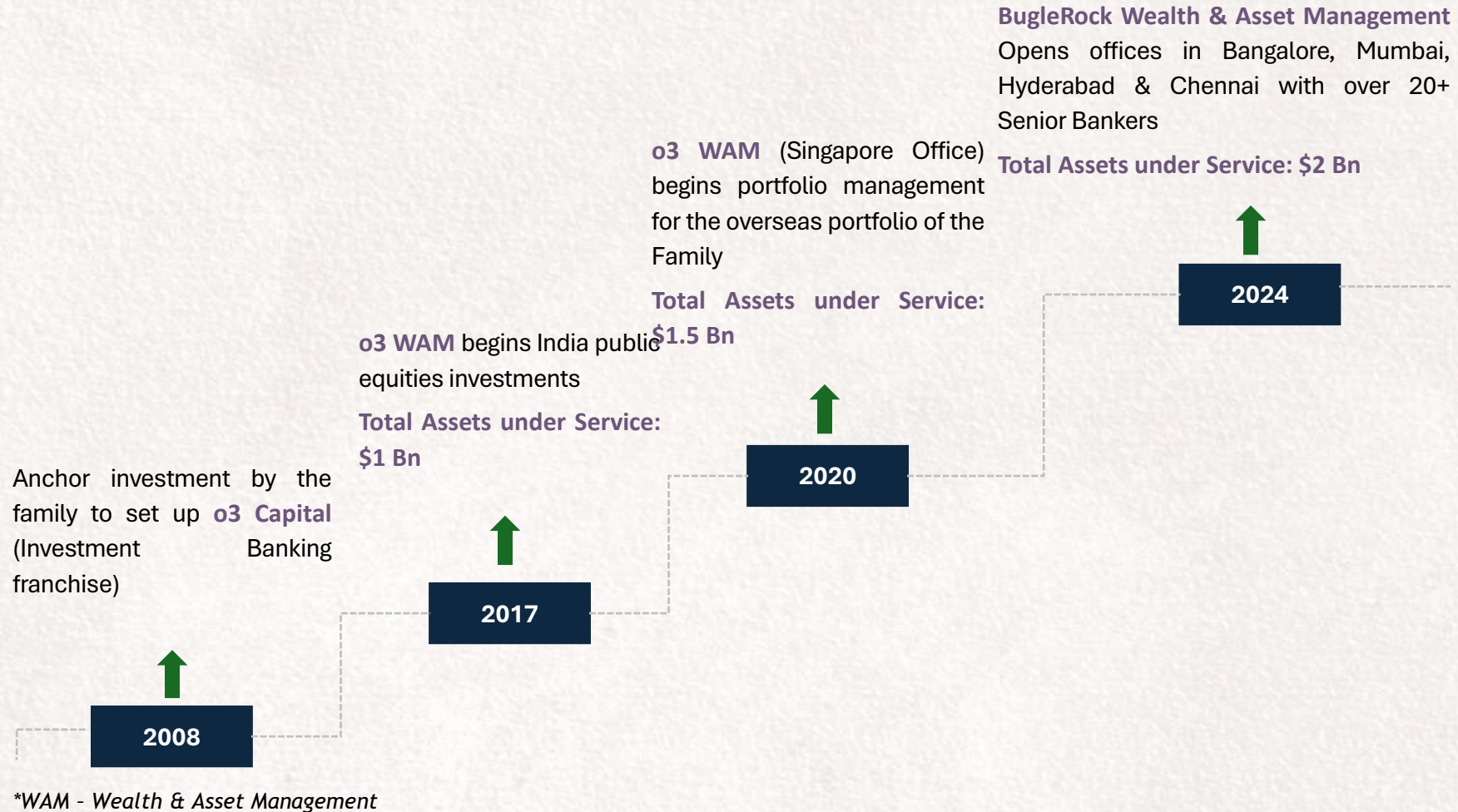
JULY 2026

FOCUSED ON



OUR EVOLUTION

Backed by the founders of the one of the largest, high quality Indian IT companies



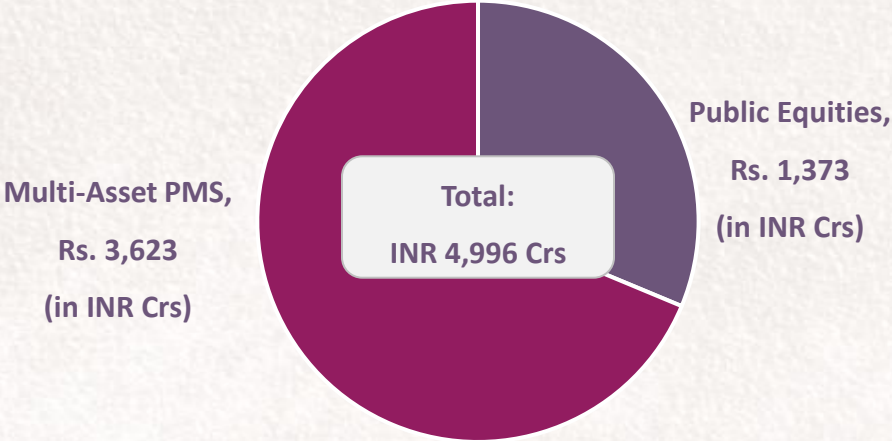
BUGLEROCK ASSET MANAGEMENT – PUBLIC EQUITY STRATEGIES

Core Value

The investment objective is to achieve capital appreciation through investment in a diversified portfolio of strong business, purchased at a reasonable valuation.

Special Situations Portfolio

The investment objective is to invest in a business with improving prospects resulting in a visible change in operating parameters but not yet fully reflected in the company’s P&L & Balance sheet.



Growth Opportunities Portfolio

Identifying the industry sectors that would benefit from the fructification of the Medium-Term and Long-Term Investment Themes.

INCA Portfolio

The strategy has unbiased factor-based investing approach with diversification from active and passive investment strategies.



WE SERVICE CLIENTS THROUGH A PLAYBOOK OF VARIOUS MODES CONVENIENT TO THE CLIENT

Resident Indian

- ✓ Onshore (India) Investments
- ✓ Offshore (Global) Investments
- ✓ LRS (Global) Investments



- ✓ SEBI – Licensed RIA (Registered Investment Advisor)
- ✓ SEBI – Registered PMS (Portfolio Management Service)
- ✓ SEBI – Registered CAT-III AIF (Alternative Investment Fund)



- ✓ Member of National Stock Exchange of India



- ✓ Member of Bombay Stock Exchange of India



- ✓ Association of Mutual Funds of India (AMFI) – registered distributor

Non-Resident Indian

- ✓ Onshore (India) Investments
- ✓ Offshore (Global) Investments



- ✓ Association of Portfolio Managers in India (APMI)



- ✓ Member of Central Depository Services Limited (CDSL)



- ✓ Capital Market Services (CMS) licensed by MAS
- ✓ MAS licensed Singapore – VCC Fund (Variable Capital Company)

The RIA and AIF services are offered independently by our associate and subsidiary company, which operates under its own SEBI registration and licenses.

OUR TEAM

Public Equities platform driven by a best-in-class team with proven track record in the markets



Shyam Shenthar
Co-Founder

27+ years of experience across investment banking, asset management & wealth management



Manoj Shenoy
Co-Founder & CEO

30+ years of experience in the industry, including CEO at IIFL Asset Management, L&T Financial Services, EFG Bank & Anand Rathi Financial Services Limited



EA Sundaram
Executive Director & CIO – Public Markets

34+ years of experience in public equities & fund management, across close/open-ended funds & family offices



Rajesh Keswani
Principal Officer & Director – Public Markets

26+ years of experience across asset management and banking platforms

Experience Across Leading Financial Institutions Including:

110+

Cumulative Years of Experience



51 Years

Average Age of the Management Team

FOCUSED ON



The logos of financial institutions displayed in this presentation are included solely to illustrate the past employment history of the key team members. These institutions have no connection, endorsement, sponsorship, or affiliation with Buglerock Capital Private Limited or its investment offerings. Their inclusion does not imply any recommendation or approval of our services. All trademarks, service marks, and logos are the property of their respective owners and are used here strictly for informational purposes in accordance with fair use principles. If any trademark holder objects to the use of their logo, we will promptly remove it upon request.

VALUE INVESTING – OUR FRAMEWORK

The best foundation for above-average long term performance is the absence of disasters

- Howard Marks

There are essentially two broad ways to succeed

Doing the right things

1. Find growth prospects
2. Assess management quality
3. Estimate profit growth
4. Estimate cash flows

Investment success

Avoiding the wrong things

1. Don't buy weak businesses
2. Don't pay an exorbitant price
3. Stay away from excessive hype

Value investing seeks to follow the second method

- *We buy strong companies when they are temporarily unpopular*
- *The unpopularity gives us a good entry point. Good companies are usually available cheap only when there is uncertainty about its immediate future.*
- *As long as we are confident about the company's long-term ability to compete in the marketplace, we should utilize the short-term fear to buy the stock at attractive prices.*
- *When the rest of the world turns very bullish about the company, we should exit.*
- *In the whole process, both aspects are important. We should be careful not to buy any junk, and also careful not to buy any company at exorbitantly high prices.*
- *This process, we believe, is in sync with the basic principle of the capital market, and provides more than an even chance of success.*

PORTFOLIO PHILOSOPHY, PROCESS & RISK CONTROL



Non-Banking & Financial Company(NBFC), Return on asset(RoA), Return on equity(RoE), Nonperforming asset(NPA), Current account saving account ratio(CASA), Return on capital employed(ROCE), Standard deviation(SD)

POSITIONING

Organized Asset Management Business

Growth in assets is a function of performance

Performance is monitored at frequent intervals

“Underperformance” is seen as a sign of faltering

The desire to outperform at all points of time leads to an aversion to buying any stock that does not show a promise of fairly quick upward movement

This situation leads to segments of the market being ignored or neglected

Leaves a fertile ground for discerning buyers who have a slightly longer time horizon

Available in a majority of mainstream equity products

- Growth in Earning ✓
- Quality of Management ✓
- Competitiveness/Moat ✓
- Entry Price ???

Positioning

Index fund & ETFs

Active Mutual Funds

Popular PMS/AIFs

Core Value Overlap

Low overlap with BSE 500 TRI

Less than 15% on an average

Less than 5% on an average

Core Value

Offering differentiation

Value addition

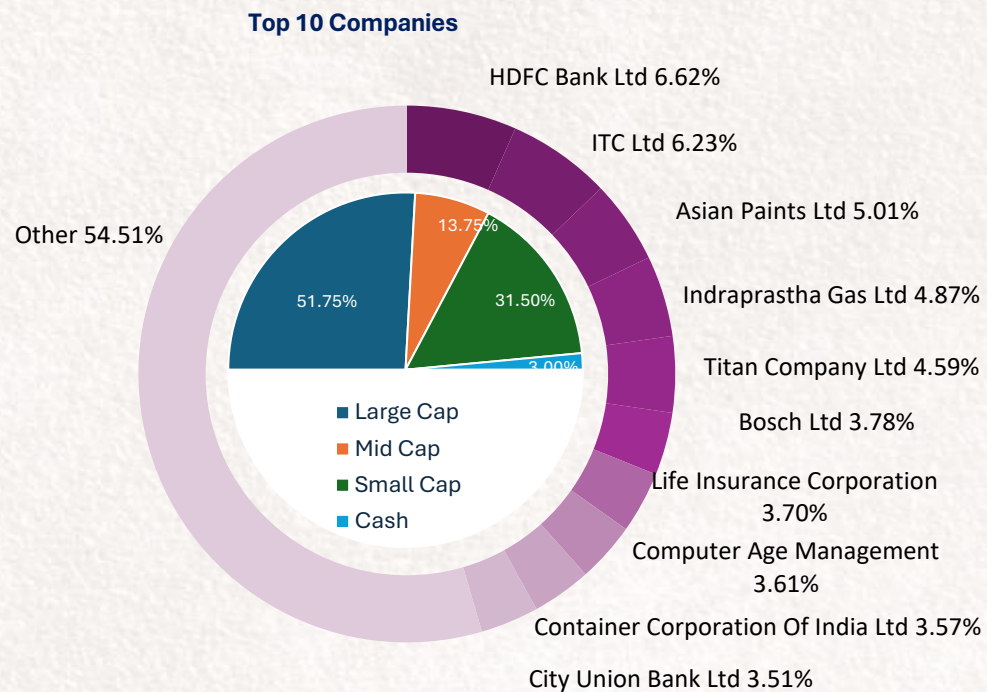
Unique position

Typical equity allocation of an investor across different available options

CORE VALUE INVESTMENT APPROACH – SNAPSHOT (1/2)

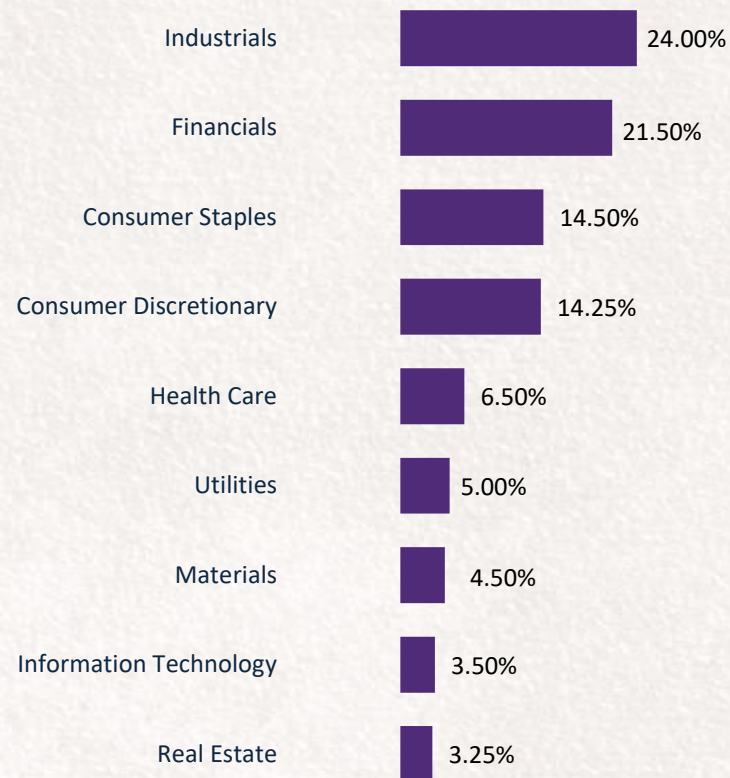
Investment Objective

Long-only, multi-cap portfolio of 20-25 stocks, with a focus on high quality companies, purchased at reasonable valuations



Low portfolio churn ratio at
16.58%

Model Portfolio Sector Weight



All data as of 30th June 2026; Data Source: Ace Equity; Portfolio Turnover ratio for the period 01-07-2025 to 30-06-2026 of regular portfolio. The current portfolio holdings may or may not be a part of the future portfolio holdings and may or may not be part of all clients' portfolios.

CORE VALUE INVESTMENT APPROACH – SNAPSHOT (2/2)

Characteristic	Avg. Age of Companies	ROCE	PAT Growth Last 3 Years CAGR	Avg. Market Cap (INR Bn)	PE 1 Year Forward FY 28
① Portfolio	50	27.06%	27.27%	2,335	25.28
② BSE 500*	44	16.84%	15.65%	832	24.53

Date Source: Ace Equity, BSE & Internal; Data as of 30th June 2026. *Benchmark is BSE 500 TRI, the portfolio is spread across different market capitalization, hence BSE 500 TRI is chosen as benchmark. ROCE/ROE are average of last 5 years. PAT growth is for last 3 Years CAGR on aggregate basis. ROCE/ROE for last 5 years average. EPS estimates based on publicly available research reports and internal analysis.

Consolidated Portfolio Performance of Core Value as of 30th June 2026

Period	Regular	Concentrated	BSE 500 TRI
1 Month	2.29	4.28	1.73
3 Months	13.78	13.87	12.10
6 Months	-5.12	-4.86	-3.53
1 Year	-5.01	-4.73	-1.96
2 Years	0.13	2.52	1.52
3 Years	11.86	10.43	12.53
5 Years	12.99	11.69	12.21
7 Years	14.29	13.56	14.38
Since Inception	14.54	13.19	
BSE 500 TRI Since Inception	15.00	13.94	

- Since inception(SI) date stated is considered to be the date on which the first active client investment was made under the investment approach
- Regular SI date 14/05/2019 & Concentrated SI 15/04/2019

Performance Description	Regular	Concentrated	BSE 500 TRI
Largest Monthly Gain(Last 1 Year)	10.67	10.22	10.38
Largest Monthly Loss(Last 1 Year)	(11.41)	(11.86)	(11.37)
Beta of Portfolio	0.90	0.88	
Standard Deviation (Annualised)	13.12	12.90	
Correlation	0.95	0.94	

- Beta, Standard Deviation & Correlation is calculated internally for 1 year period as on 30th June 2026 with BSE 500 TRI

Disclaimer: Unaudited Performance data for Portfolio Manager and Investment Approach provided hereunder is not verified by any regulatory authority and Past performance may or may not sustain in the future. The performance is based on TWRR as on June 30th, 2026. As per SEBI guidelines, the performance data provided is net of all fees & expenses (pre-tax), based on their period of investment, fee structure and point of capital flows. The performance related information provided here is not verified by SEBI nor has SEBI certified the accuracy or adequacy of the contents of this Document. Return greater than or equal to 1 year is CAGR & less than 1 year are absolute return. Please note that performance of your portfolio may vary from that of other investors and that generated by the Investment Approach across all investors because of; 1) the timing of inflows and outflows of funds; and 2) differences in the portfolio composition because of restrictions and other constraints. As per SEBI circular SEBI/HO/IMD/IMD-PoD-2/P/CIR/2022/172 dated December 16, 2022, the comparison of the relative performance of the investment approach with other portfolio managers is available <https://www.apmiindia.org/apmi/IACompare.htm?action=iacomaprepage>.

EXAMPLE OF PORTFOLIO PURCHASE – HDFC BANK LTD.– P/BV CHART

Company Background:

- HDFC Bank is one of the most well-respected franchises in the Indian Banking sector, with a strong track records that continuous after its merger with HDFC Ltd.
- HDFC Bank has a diversified customer base and is expanding it further of late.

Triggers for Purchase:

- Expansion of branch network – 1500 out of 8500 branches are new – will improve CASA & NIM going forward.
- Focusing on SME & Agri sector leading. Expected to lead to higher NIMs in the quarters to come.
- Presently quoting at 2.24x PBV compared to Long Term average of 3.02x

Parameter (%)	10-year avg. (ending FY 2024)	FY2024	Qtr. ending June 2024
Net NPAs	0.33%	0.33%	0.40%
Return on Assets	1.97%	1.98%	1.89%
Capital Adequacy Ratio	17.19%	18.80%	19.30%
Cost to Income ratio	42.70%	59.98%	41.00%
CASA	44.08%	38.14%	36.00%
NIM	3.96%	3.41%	3.47%



Data as of August 2024
Data Source: Ace Equity & Internal

ROA	10
ROE	10
Cost to Income	10
NPA/Net Advance	10
CASA	10
Total Score	50

* For illustrative purpose only and historical performance is no guarantee for future performance. Kindly refer to the discloser at the end of this document for more details

EXAMPLE OF PORTFOLIO PURCHASE – ASIAN PAINT– PER BAND CHART

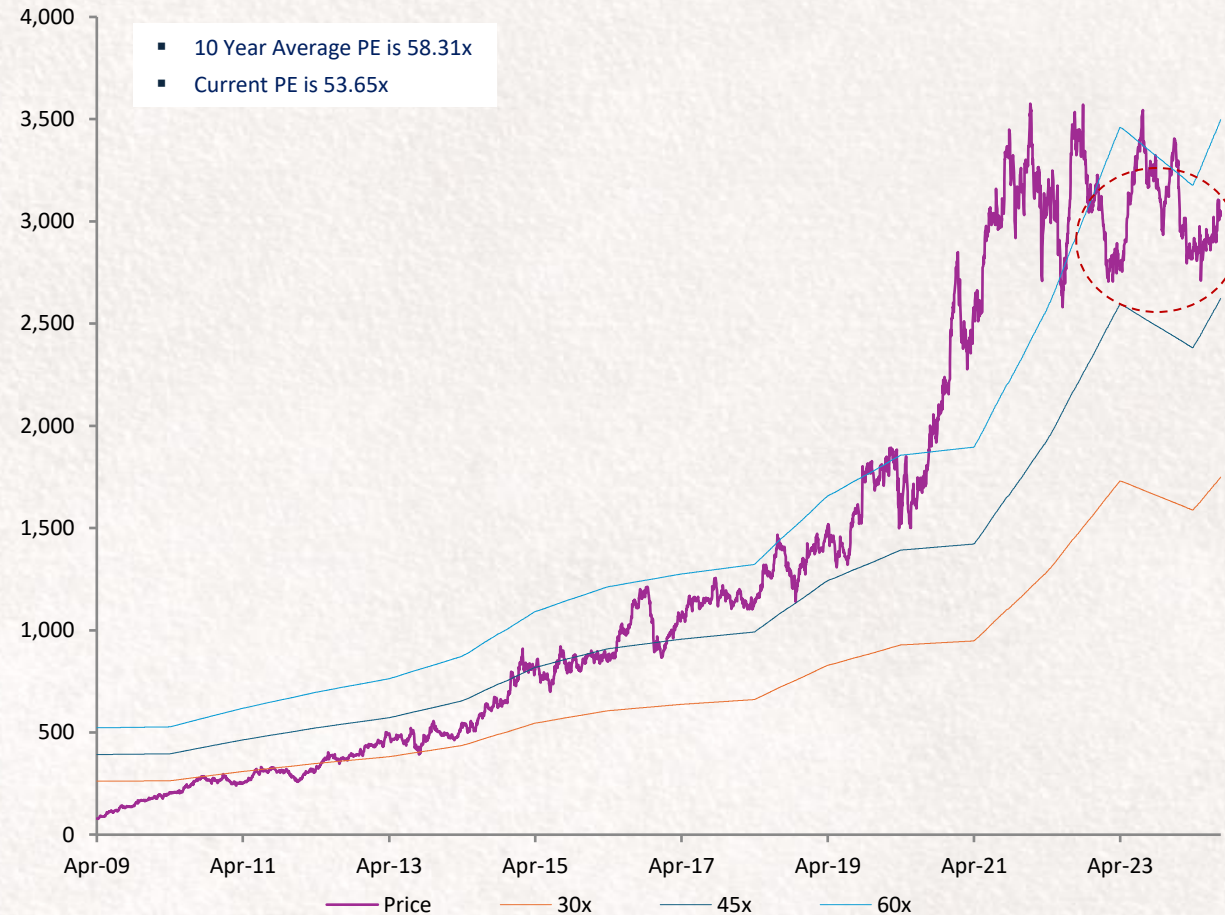
ROCE	10
Free Cash Flow	10
Total Score	20

Company Background:

- Asian Paints is the market leader in the Indian paint industry with 40%(approx) market share . Asian Paints manufactures a wide range of paints for decorative and industrial use and offers Wall Coverings, adhesives, and services under its portfolio. AP is also present in the Home Improvement and Decor segment and offers bath and kitchen products.
- Asian Paints is the strongest brand in the paints category, the widest dealer network & the most efficient working capital management in the industry.

Triggers for Purchase:

- The paint industry has historically grown in the range of 1.5x – 2x of the GDP growth rate. As per industry forecasts, it is expected that India GDP would grow more than 6% for the next decade implying high single digit to low double-digit growth rate for the paint industry.
- The urbanization and nuclear Family phenomenon is on a rise enabling growth for the paint industry. The smart cities and affordable housing would also create demand for paint sector.
- The company is doing major capex of INR 70 Bn in the next 3 years for backward integration and increasing the paint manufacturing capacity.
- The threat of competition from entry of Grasim has brought in pricing and margin fears, however, our channel checks indicate that there is unlikely to be a pricing war.



Data as of August 2024
Data Source: Ace Equity & Internal

*For illustrative purpose only and historical performance is no guarantee for future performance. Kindly refer to the discloser at the end of this document for more details

EXAMPLE OF PORTFOLIO PURCHASE – INDRAPRASTHA GAS – PER BAND CHART

Company Background:

- IGL was established in 1988 and is jointly promoted by Gas Authority of India(GAIL) and Bharat Petroleum Corporation Limited(BPCL).
- GAIL and BPCL has 22.5% stake each.
- IGL is one of India's leading natural gas distribution companies which processes and distributes PNG and CNG for various applications.

Triggers for Purchase:

- IGL is the sole supplier of natural gas in high potential NCR and adjoining areas like Gurugram, Rewari and Karnal.
- For all segments - CNG, Domestic PNG, Commercial PNG and Industrial PNG, alternate fuel economics versus natural gas is in favour of natural gas and will remain for the foreseeable future.
- IGL Volume growth traction to sustain as IGL has now gone beyond NCR and a saturation in the volumes for existing region is no more a concern for the next 3 - 5 years. Expect volumes to grow in high single digits to low double digits for the next 3 – 5 years. require continuous power backup.
- Stock fell as a result of the misunderstanding over the Delhi govt order on EV's, thus producing a good entry opportunity.



Data as of August 2024
Data Source: Ace Equity & Internal

ROCE	10
Free Cash Flow	10
Total Score	20

* For illustrative purpose only and historical performance is no guarantee for future performance. Kindly refer to the discloser at the end of this document for more details

EXAMPLE OF PORTFOLIO PURCHASE – KAVERI SEED COMPANY – PER BAND CHART

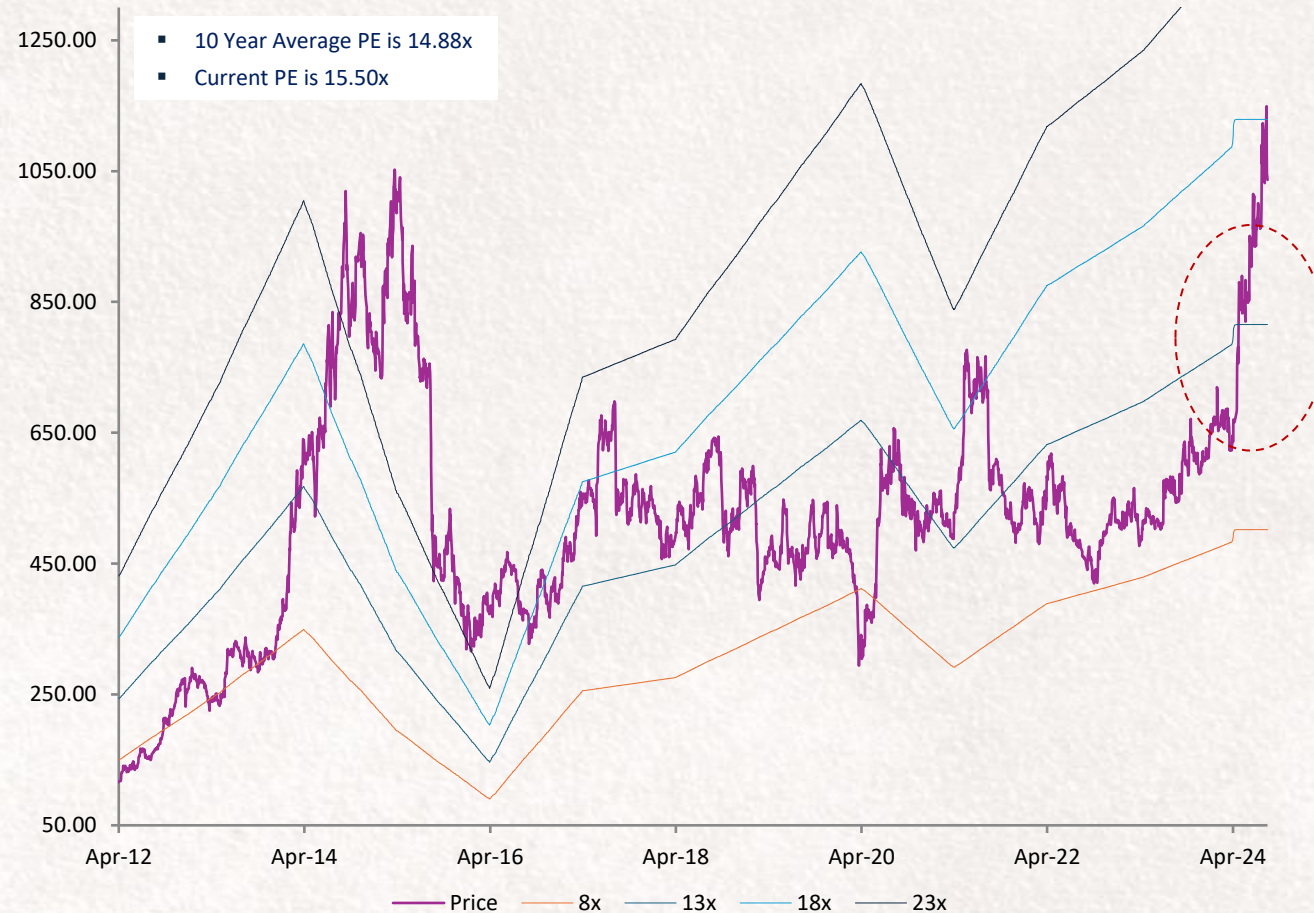
ROCE	8
Free Cash Flow	10
Total Score	18

Company Background:

- Kaveri Seeds is an agriculture company specializing in hybrid seeds in key Indian crops. KSL has been focussing on high-yield seeds that has made the company the trusted partner for farmers since the last three decades.
- The diverse portfolio of Kaveri Seeds caters to key crop segments to enable crops for diverse climate and soil conditions.
- R&D 6.29% of revenue

Triggers for Purchase:

- The contribution from non-cotton seeds is 66% IS on a rise and focus on exports would ensure revenue diversification.
- Kaveri Seeds is a play on the imperative need on improving agricultural productivity in India.
- With strong brand equity in seeds domain, Kaveri Seeds would benefit from the focus on increasing yield and rise in farmer income. staples company in the country.



Data as of August 2024
Data Source: Ace Equity & Internal

* For illustrative purpose only and historical performance is no guarantee for future performance. Kindly refer to the discloser at the end of this document for more details

TERM SHEET

1	Portfolio Managers
BugleRock Capital Private Limited (Formerly known as o3 Securities Private Ltd.)	

2	Investment Vehicle
SEBI Registered Portfolio Management License (PMS)	

3	Auditor
M P Chitale & Co.	

4	Custodian
HDFC Bank/Kotak Bank	

5	Benchmark
BSE 500 TRI	

6	Suggested Investment Horizon
Minimum of 3 years	

7	Stocks in the Portfolio
20-25 Stocks (No market cap bias)	

8	Cash Strategy
Residual	

9	Management Fee	Regular Plan	2.50% p.a. fixed OR 2% p.a. fixed with 15% profit sharing on positive alpha over benchmark**
		Direct Plan[#]	1.5% p.a. fixed OR 1% p.a. fixed with 15% profit sharing on positive alpha over benchmark**

All clients have an option to invest in the above products / investment approaches directly, without intermediation of persons engaged in distribution services.

** The Fee is charged on the daily average AUM; debited on a quarterly basis, profit sharing fee is charged annually or on exit. Fees exclusive of GST & third-party charges like Audit fee & Custodian Fee.



CONTACT DETAILS

EA Sundaram


 ea.sundaram@buglerock.asia

 +91 98202 24603

 @EASundaram

Rajesh Keswani

 rajesh.k@buglerock.asia

 +91 98704 45301

 @RajeshMKeswani

Follow us:



www.buglerock.asia



pmsassist@buglerock.asia



BugleRock Capital

Mumbai

No. 802, 8th Floor, South Annexe,
Tower 2, One World Center,
Senapati Bapat Marg,
Lower Parel, Mumbai 400 013
Tel: +91 22 6925 1000

Bangalore

Prestige Takt, 1st Floor,
No 23, Kasturba Road Cross,
Mahatma Gandhi Road,
Bangalore, Bangalore North,
Karnataka, India, 560001

Chennai

Awfis Rajkamal Pinnacle,
Old No. 145, New 2, 7th Floor,
Nungambakkam High Road,
Nungambakkam, Chennai 600034

Hyderabad

Floor 3, Cabin 324, Road No 36,
Plot No 1202 & 1215A,
SL Jubilee, Jubilee Hills,
Hyderabad - 500 033
Tel: +91 98481 94249



DISCLAIMER AND CONFIDENTIALITY (1/2)

Disclaimer and Disclosures: About Us: Buglerock Capital Private Limited (formerly known as o3 Securities Private Limited) (“Buglerock Capital”) is registered as a Portfolio Manager with SEBI under SEBI (Portfolio Managers) Regulations, 2020 as amended from time to time and the Circulars and Guidelines issued there under from time to time vide SEBI Reg. No.: INP000005430 Validity:- Oct 09, 2024 - Perpetual

Disclaimer: This website/email/content is confidential and is intended only for the personal use of the prospective investors/contributors (herein after referred as the Clients) to whom it is addressed or delivered and must not be reproduced or redistributed in any form to any other person without prior written consent of Buglerock Capital. This website/email/content does not purport to be all-inclusive, nor does it contain all of the information which a prospective investor may desire. This website/email/content is neither approved, certified nor its contents is verified by SEBI.

Buglerock Capital retains all the rights in relation to all information contained in the website/email/content(s) and to update the same periodically or otherwise from time to time. The website/ email/content is neither a general offer nor solicitation to avail the service of investment from the SEBI Registered Intermediary under the services offered by Buglerock Capital/Fund nor is it an offer to sell or a generally solicit an offer to become an investor in the services offered by the Buglerock Capital /Fund. The delivery of this email/ content at any time does not imply that information herein is correct as of any time subsequent to its date. The contents of this website/email/content are provisional and may be subject to change. In the preparation of the material contained in this website/email/content, Buglerock Capital has used information that is publicly available, certain research reports including information developed in-house. Buglerock Capital warrants that the contents of this website/email/content are true to the best of its knowledge, however, assume no liability for the relevance, accuracy or completeness of the contents herein.

Buglerock Capital declares that the data and analysis provided shall be for informational purposes. The information contained in the analysis shall be obtained from various sources and reasonable care would be taken to ensure sources of data to be accurate and reliable. Buglerock Capital will not be responsible for any error or omission in the data or for any losses suffered on account of information contained in the analysis. While the Buglerock Capital will take due care to ensure that all information provided is accurate, however the Buglerock Capital neither guarantees/warrants the sequence, accuracy, completeness, or timeliness of the report. Neither the Buglerock Capital nor its affiliates or their partners, directors, employees, agents, or representatives, shall be responsible or liable in any manner, directly or indirectly, for views or opinions expressed in this analysis or the contents or any systemic errors or discrepancies or for any decisions or actions taken in reliance on the analysis. Buglerock Capital does not take any responsibility for any clerical, computational, systemic, or other errors in comparison analysis.

There can be no assurance that future results, performance or events will be consistent with the information provided in this content and the past performance, if any is not the guarantee of the future/assured performance. Any decision or action taken by the recipient/visitor of this website/email/content based on this information shall be solely and entirely at the risk of the recipient/visitor of the website/email/content. The distribution of this information in some jurisdictions may be restricted and/or prohibited by law, and persons into whose possession this information comes should inform themselves about such restriction and/or prohibition and observe any such restrictions and/or prohibition. Unauthorized disclosure, use, publication, dissemination or copying (either whole or partial) of this information, is prohibited. Buglerock Capital shall not treat recipient/ user as a client by virtue of his receiving/using the contents of the document in full or part. Neither the Buglerock Capital nor its affiliates, directors, partners, employees, agents, or representatives, shall be responsible or liable in any manner, directly or indirectly, for the contents or any errors or discrepancies herein or for any decisions or actions taken in reliance on the information. The person accessing this information specifically agrees to exempt/ absolve the Buglerock Capital or any of its affiliates or employees from, any and all responsibility/liability arising from such misuse/ improper/ illegal use and agrees not to hold the Buglerock Capital or any of its affiliates or employees responsible for any such misuse/ improper/illegal use and further agrees to hold the Buglerock Capital or any of its affiliates or employees free and harmless from all losses, costs, damages, expenses that may be suffered by the person accessing this information due to any errors and delays.

Buglerock Capital (including its affiliates) and any of its Partners, officers, employees, and other personnel will not accept any liability, loss, damage of any nature, including but not limited to direct, indirect, punitive, special, exemplary, consequential, as also any loss of profit in any way arising from the use of this website/ email/content or any information in any manner whatsoever.

DISCLAIMER AND CONFIDENTIALITY (2/2)

This website/email/content may include certain forward-looking words, statements and scenario which contain words or phrases such as “believe”, “expect”, “anticipate”, “estimate”, “intend”, “plan”, “objective”, “goal”, “project”, “endeavour” and similar expressions or variations of such expressions that are forward looking statements, words, and scenario. Actual results may differ materially from those suggested by the forward-looking statements due to risks, uncertainties, or assumptions. Buglerock Capital takes no responsibility of updating any data/information. The contents of this website/email/content cannot be copied, reproduced, in whole or in part or otherwise distributed without prior written approval of the Buglerock Capital. Prospective investors/clients are advised to review this website/ email/content, the Private Placement Memorandum/Disclosure Document, the Contribution Agreement/Client Agreement, representations and presentation(s) and other related documents carefully and in its entirety and seek clarification wherever required from the SEBI Registered Intermediary/ Buglerock Capital. Prospective investors should make an independent assessment, and consult their own counsel, business advisor and tax advisor as to legal, business and tax related matters concerning this document and the other related documents before becoming investing with/through the Buglerock Capital/in the Fund. The information contained in this website/email/content has been prepared for general guidance and does not constitute a professional advice/assurance and no person should act upon any information contained herein without obtaining specific professional advice/ Assurance. Neither the Buglerock Capital nor its Affiliates or advisors would be held responsible for any reliance placed on the content of this document or for any decision based on it. Each existing/prospective client, by accepting delivery of this document agrees to the foregoing. The Investment portfolio are subject to several risk factors including but not limited to political, legal, social, economic, and overall market risks. The recipient alone shall be fully responsible/are liable for any decision taken on the basis of this document. Buglerock Capital, its partners, employees, PMS clients may have existing exposure to the stocks that form part of the PMS portfolio. Further, in view of the investment objective/strategy of the PMS there may be situations where Buglerock Capital may be selling a stock which is part of the PMS portfolio as the case may be. Buglerock Capital Private Limited operates exclusively under the jurisdiction of Indian laws and regulations. Any dispute, controversy, or claim arising out of or in connection with this document / content, including any question regarding its existence, validity, or termination, shall be first attempted to be resolved through amicable negotiations. If such attempts fail, the dispute shall be referred to and finally resolved by arbitration in accordance with the Arbitration and Conciliation Act, 1996 (as amended from time to time). The arbitration proceedings shall be conducted in English and the seat and venue of arbitration shall be Mumbai, Maharashtra. The arbitral tribunal shall consist of a sole arbitrator appointed mutually by the parties. Subject to the foregoing, the courts at Mumbai, Maharashtra shall have exclusive jurisdiction over all matters arising out of or in connection with this document / content.

Redressal of client grievances: Investors can seek clarification for their queries and are further entitled to make a complaint in writing, verbally or telephonically. An email may be sent to: For PMS queries and complaints – pmsassist@buglerock.asia and compliance@buglerock.asia (both). Alternatively, the Investor may call on +91 22 6925 1000. SEBI Complaint Redressal Portal (SCORES): <https://scores.sebi.gov.in/>

In case, if the same is not resolved or he/she is still not satisfied with the resolution, they can opt for online resolution of dispute through Conciliation/Arbitration on SMART ODR Portal at: <https://smartodr.in/login>. Portfolio Management Services: You may refer the Disclosure Document available at <https://www.buglerock.asia/wp-content/uploads/docs/asset-management/others/Disclosure%20Document.pdf> for detailed disclosures. As per SEBI circular SEBI/HO/IMD/IMD-PoD-2/P/ CIR/2022/172 dated December 16, 2022, the comparison of the relative performance of the investment approach with other portfolio managers is available at <https://www.apmiindia.org/apmi/welcome.htm>

Principal Officer and Compliance Officer Details under PMS:

Principal Officer: Mr. Rajesh Keswani, Tel: +91 22 6925 1000, Email id:- rajesh.k@buglerock.asia

Compliance Officer: Mr. Bharat M Sharda, Tel: +91 22 6925 1000, Email Id:- bharat.sharda@buglerock.asia

Corporate Office Address:- 8th Floor, Unit 802, South Annexe Tower 2, One World Center, Senapati Bapat Marg, Lower Parel, Mumbai, Maharashtra, 400013

Registered Office Address:- Prestige Takt, 1st Floor, No. 23, Kasturba Road Cross, Bangalore 560001, T: +91 80 6902 9000



Merci

ಧನ್ಯವಾದಗಳು

धन्यवाद

धन्यवाद

භව්‍යතා

ଆભାର

நன்றி

Terima kasih

ਧੰਨਵਾਦ

شكرية

നന്ദി

ありがとう

Gracias

谢谢

ధన్యవాదాలు

감사합니다