
BügleRock

GROWTH OPPORTUNITIES PORTFOLIO

Putting Money Where The Growth Is

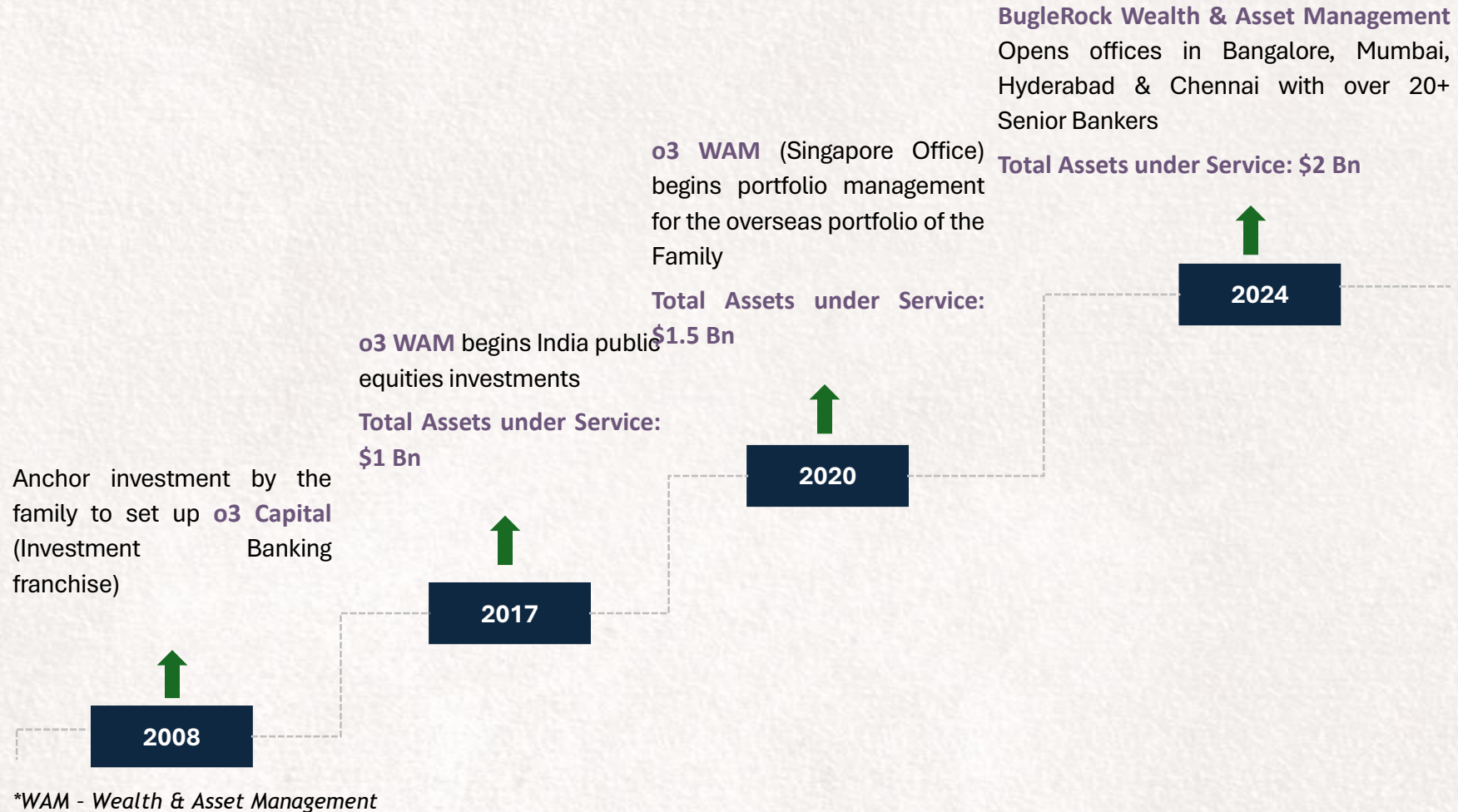
APRIL 2026

FOCUSED ON



OUR EVOLUTION

Backed by the founders of the one of the largest, high quality Indian IT companies



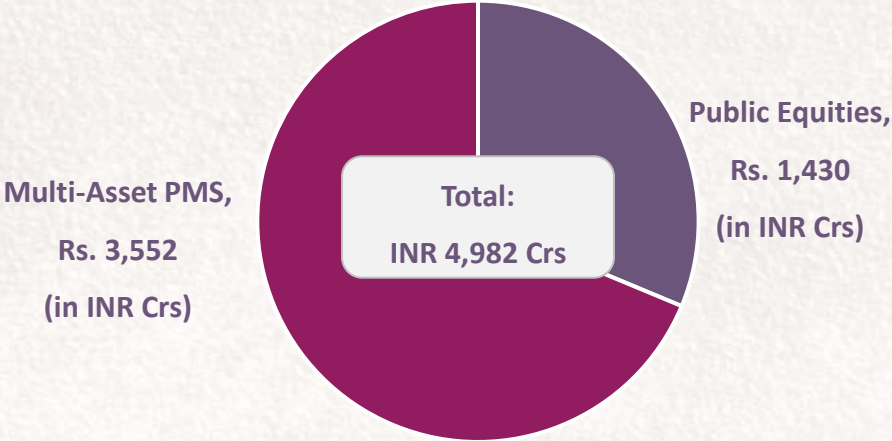
BUGLEROCK ASSET MANAGEMENT – PUBLIC EQUITY STRATEGIES

Core Value

The investment objective is to achieve capital appreciation through investment in a diversified portfolio of strong business, purchased at a reasonable valuation.

Special Situations Portfolio

The investment objective is to invest in a business with improving prospects resulting in a visible change in operating parameters but not yet fully reflected in the company’s P&L & Balance sheet.



Growth Opportunities Portfolio

Identifying the industry sectors that would benefit from the fructification of the Medium-Term and Long-Term Investment Themes.

INCA Portfolio

The strategy has unbiased factor-based investing approach with diversification from active and passive investment strategies.



WE SERVICE CLIENTS THROUGH A PLAYBOOK OF VARIOUS MODES CONVENIENT TO THE CLIENT

Resident Indian

- ✓ Onshore (India) Investments
- ✓ Offshore (Global) Investments
- ✓ LRS (Global) Investments



- ✓ SEBI – Licensed RIA (Registered Investment Advisor)
- ✓ SEBI – Registered PMS (Portfolio Management Service)
- ✓ SEBI – Registered CAT-III AIF (Alternative Investment Fund)



- ✓ Member of National Stock Exchange of India



- ✓ Member of Bombay Stock Exchange of India



- ✓ Association of Mutual Funds of India (AMFI) – registered distributor

Non-Resident Indian

- ✓ Onshore (India) Investments
- ✓ Offshore (Global) Investments



- ✓ Association of Portfolio Managers in India (APMI)



- ✓ Member of Central Depository Services Limited (CDSL)



- ✓ Capital Market Services (CMS) licensed by MAS
- ✓ MAS licensed Singapore – VCC Fund (Variable Capital Company)

The RIA and AIF services are offered independently by our associate and subsidiary company, which operates under its own SEBI registration and licenses.

OUR TEAM

Public Equities platform driven by a best-in-class team with proven track record in the markets



Manoj Shenoy
Co-Founder & CEO

30+ years of experience in the industry, including CEO at IIFL Asset Management, L&T Financial Services, EFG Bank & Anand Rath Financial Services Limited



EA Sundaram
Executive Director & CIO – Public Markets

34+ years of experience in public equities & fund management, across close/open-ended funds & family offices



Rajesh Keswani
Principal Officer & Director – Public Markets

26+ years of experience across asset management and banking platforms



Apurva Sharma
Fund Manager – Public Markets

18+ years of experience in financial sector

Experience Across Leading Financial Institutions Including:

100+

Cumulative Years of Experience



51 Years

Average Age of the Management Team

The logos of financial institutions displayed in this presentation are included solely to illustrate the past employment history of the key team members. These institutions have no connection, endorsement, sponsorship, or affiliation with Buglerock Capital Private Limited or its investment offerings. Their inclusion does not imply any recommendation or approval of our services. All trademarks, service marks, and logos are the property of their respective owners and are used here strictly for informational purposes in accordance with fair use principles. If any trademark holder objects to the use of their logo, we will promptly remove it upon request.

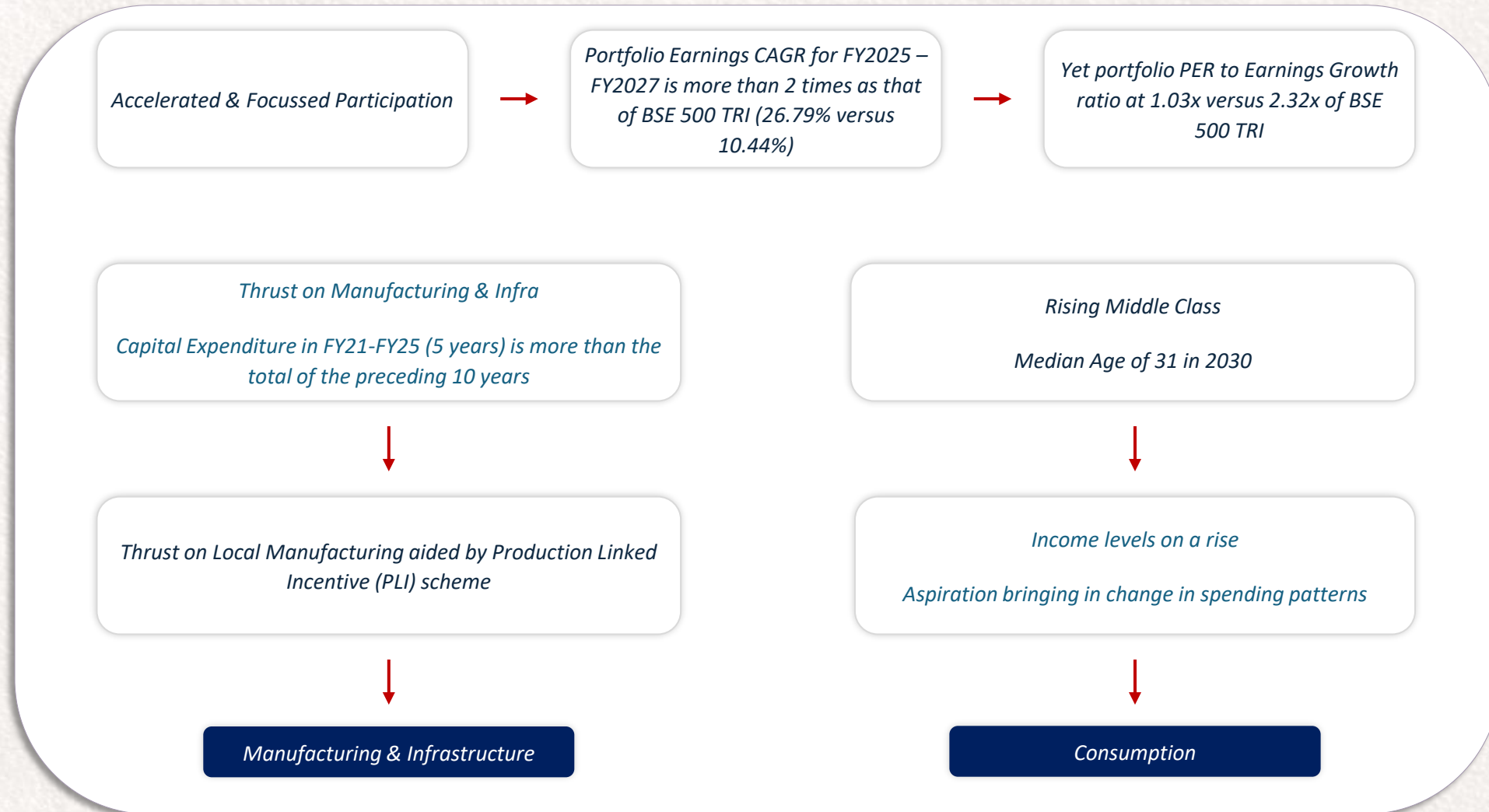




THE OPPORTUNITY

Strong Visibility in Specific Sectors

WHY TO INVEST IN GOP



FROM THEME TO PORTFOLIO

Theme-based Investing

The portfolio is constructed on the foundation of two Investment Themes

- a) Medium Term Investment Theme, which we expect will play out over the next 3-5 years and
- b) Long Term Investment Theme, which we expect will last for at least a decade, if not longer.

The Portfolio Concept

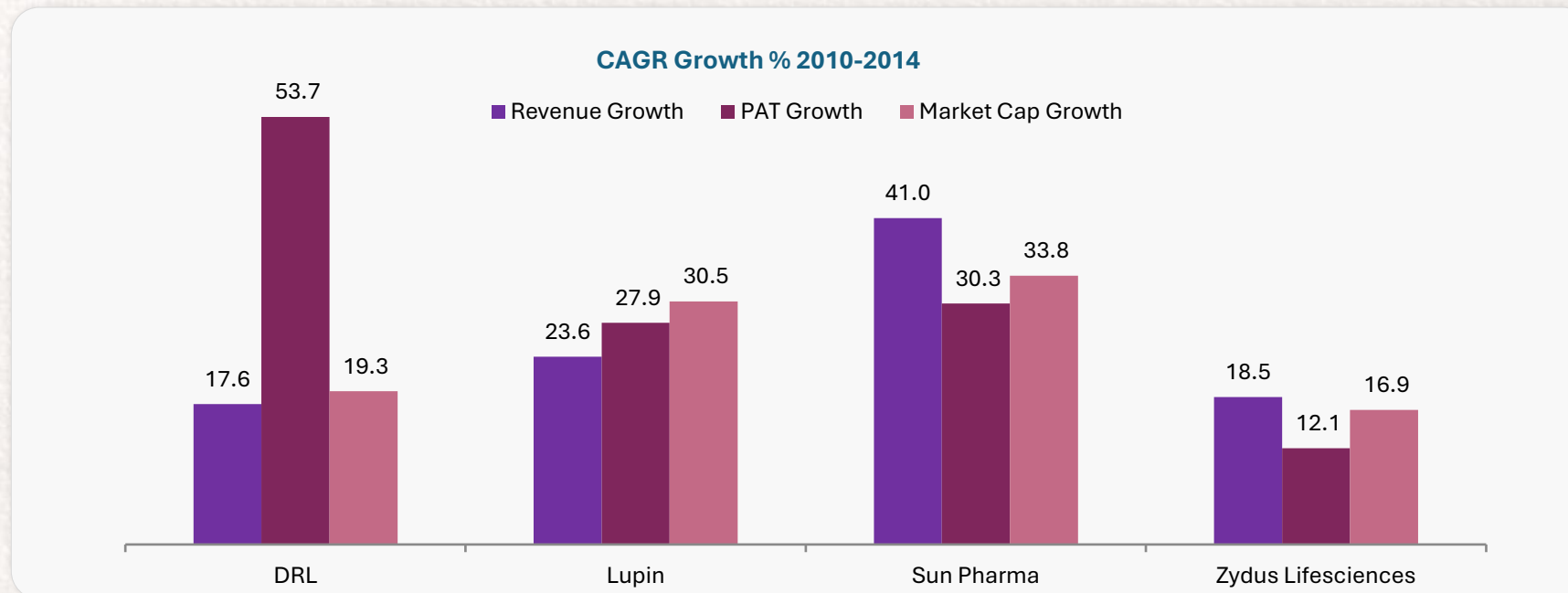
The Investments are made based on

- a) Identifying the industry sectors that would benefit from the fructification of the Medium-Term and Long-Term Investment Themes
- b) Based on the above, choose the company that occupies the position of:



AN EXAMPLE OF TAILWINDS BENEFITING A SECTOR

- In US, there was a big opportunity in the generics space around 2009. Marketing exclusivity was expiring, paving the way for generics.
- The intensity of the competition was low. Indian pharma companies started to work in 2005 – 2006 onwards to capitalize on this opportunity.
- As the base of Indian companies was small in US, they witnessed strong growth from 2009 onwards.
- These sector tailwinds resulted in significant market cap expansion for these companies.



Source: Ace Equity



MEDIUM TERM INVESTMENT THEME

MEDIUM TERM INVESTMENT THEME

We believe that the following two themes have strong visibility over the medium term:

1



Development of physical infrastructure in India

2



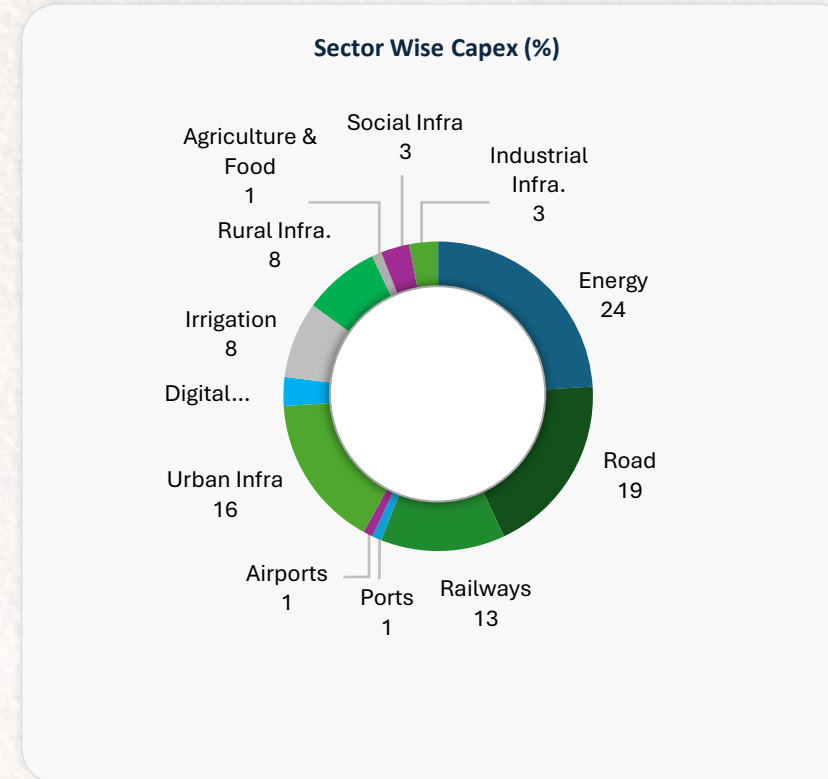
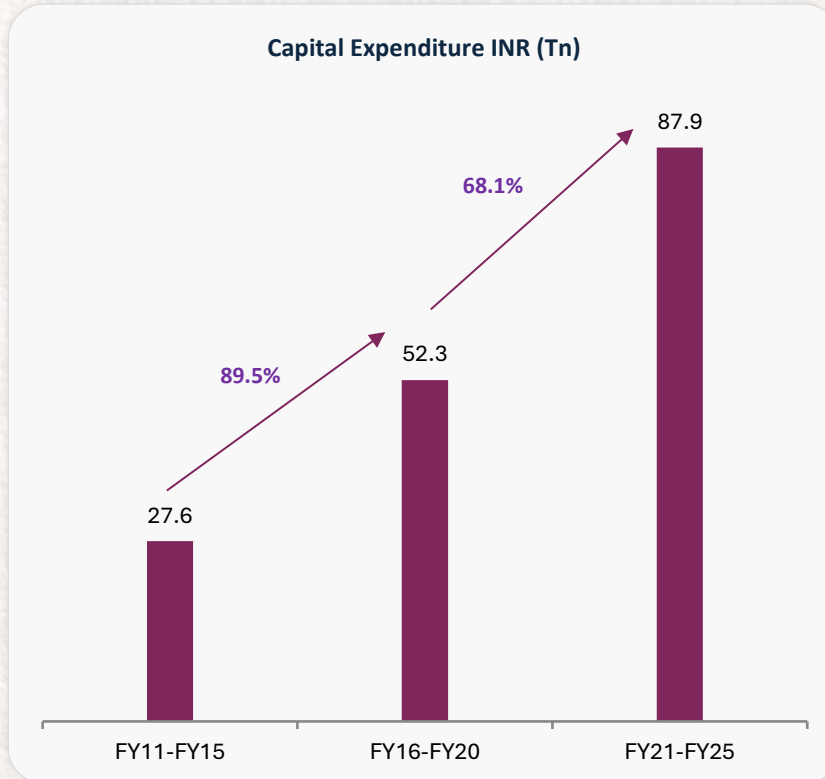
Strong manufacturing companies, aided by the PLI schemes and the potential of sourcing manufactured products from India as an alternate source of supply for the world markets

Government of India has envisaged INR 100 Tn investment over FY21- FY25 on infrastructure through National Infrastructure Pipeline (NIP). Infrastructure development will play the pivotal role to achieve ambitious target of INR 375 Tn economy by 2025.

Gati Shakti - Another INR 100 Tn plan announced in August 2021. This will address the issues of multi modal and last mile connectivity to increase the manufacturing competitiveness. This will bring 16 ministries together including rail and roadways for integrated planning.

INFRASTRUCTURE – CAPITAL EXPENDITURE PIPELINE

The planned capex is increasing significantly (around 68%) during FY 21 to FY 25 as compared to FY 16 to FY 20



Energy, Road, Railways & Urban Infra accounts for 72% of the planned capex

Source: National Infrastructure Pipeline Document of GOI

MANUFACTURING – PRODUCTION LINKED INCENTIVE (PLI) SCHEME

PLI acts as a catalyst for manufacturing activities

1

PLI scheme aims to boost domestic manufacturing and reduce import bills

2

Will induce demand for power, manufacturing equipment, industrial products and accessories, etc.

3

PLI scheme is expected to result in an incremental production of around INR 37.5 Tn during FY21 – FY25

4

Total outlay on this scheme is expected to be around INR 2 Tn

Focused Sectors for PLI

Advance Cell Battery

Solar PV Modules

Electronics

White Goods

Automobile & Components

Speciality Steel

Telecom Products Manufacturing

Pharmaceutical Drugs

Mobile Manufacturing

Textile

APIs

Food Products

Medical Device

Example of how PLI helped in Telecom Manufacturing

1

It is estimated that exports of mobile phones and after sales products will rise from INR 112 Bn in FY2019 to INR 8.25 Tn in FY2026

2

There was no manufacturing of mobile phones before 2005 in India

3

Scheme of INR 122 Bn for telecom sector to incentivize local production

4

31 companies shortlisted to get this benefit

Source: pib.gov.in, investindia.gov.in

PLI SCHEME – GENERATING STRONG INTEREST ACROSS SECTORS



Sector	Target (INR Bn)	Interest Received (INR Bn)
Auto	425	748.5



Semiconductor	760	1,530
---------------	-----	-------



ACC Battery	180	450
-------------	-----	-----

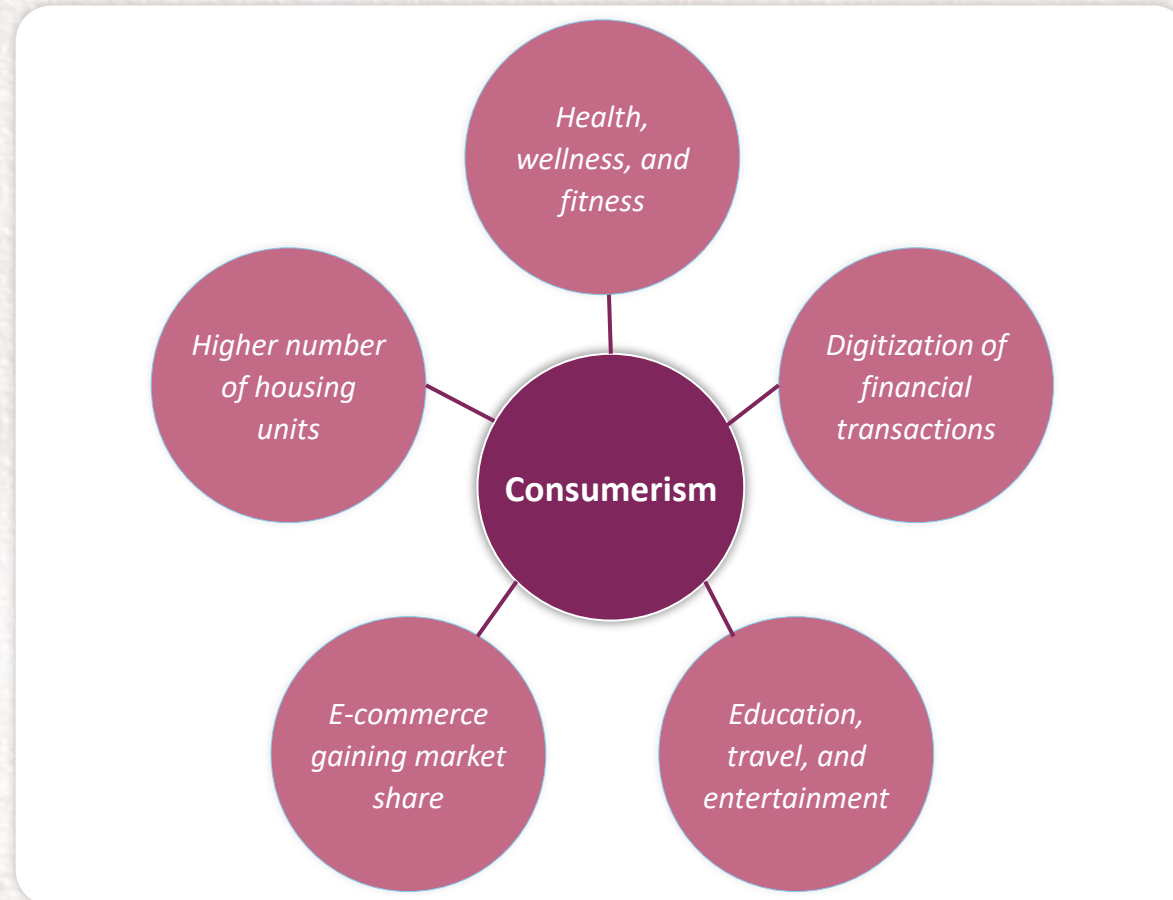
Source: Economic Times, CNBC, Business Standard



LONG TERM INVESTMENT THEME

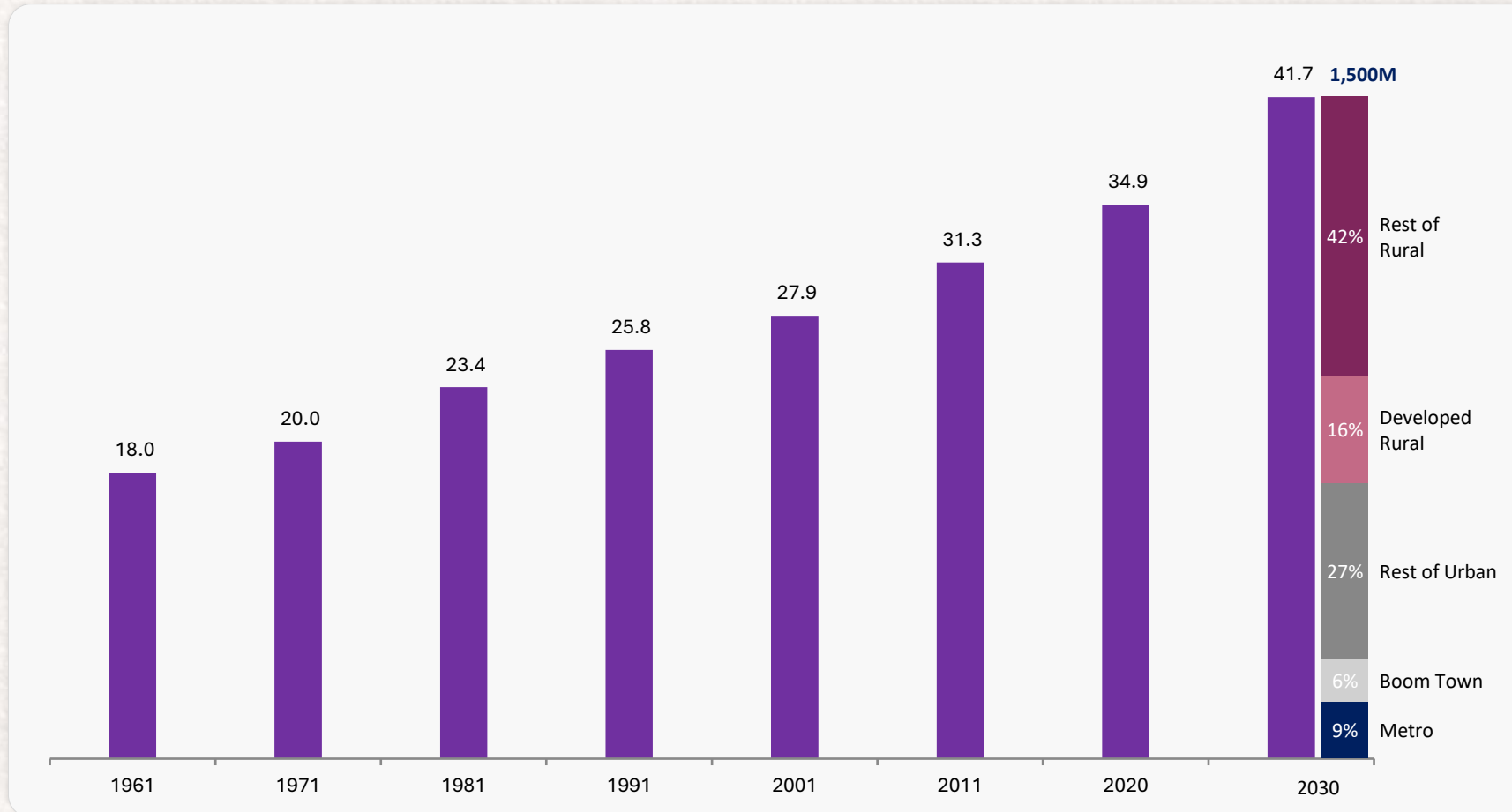
LONG TERM INVESTMENT THEME

Long Term Investment Theme is consumption driven aided by increase in spending power, higher working age population and urbanization



INCREASING URBANIZATION IN INDIA (%)

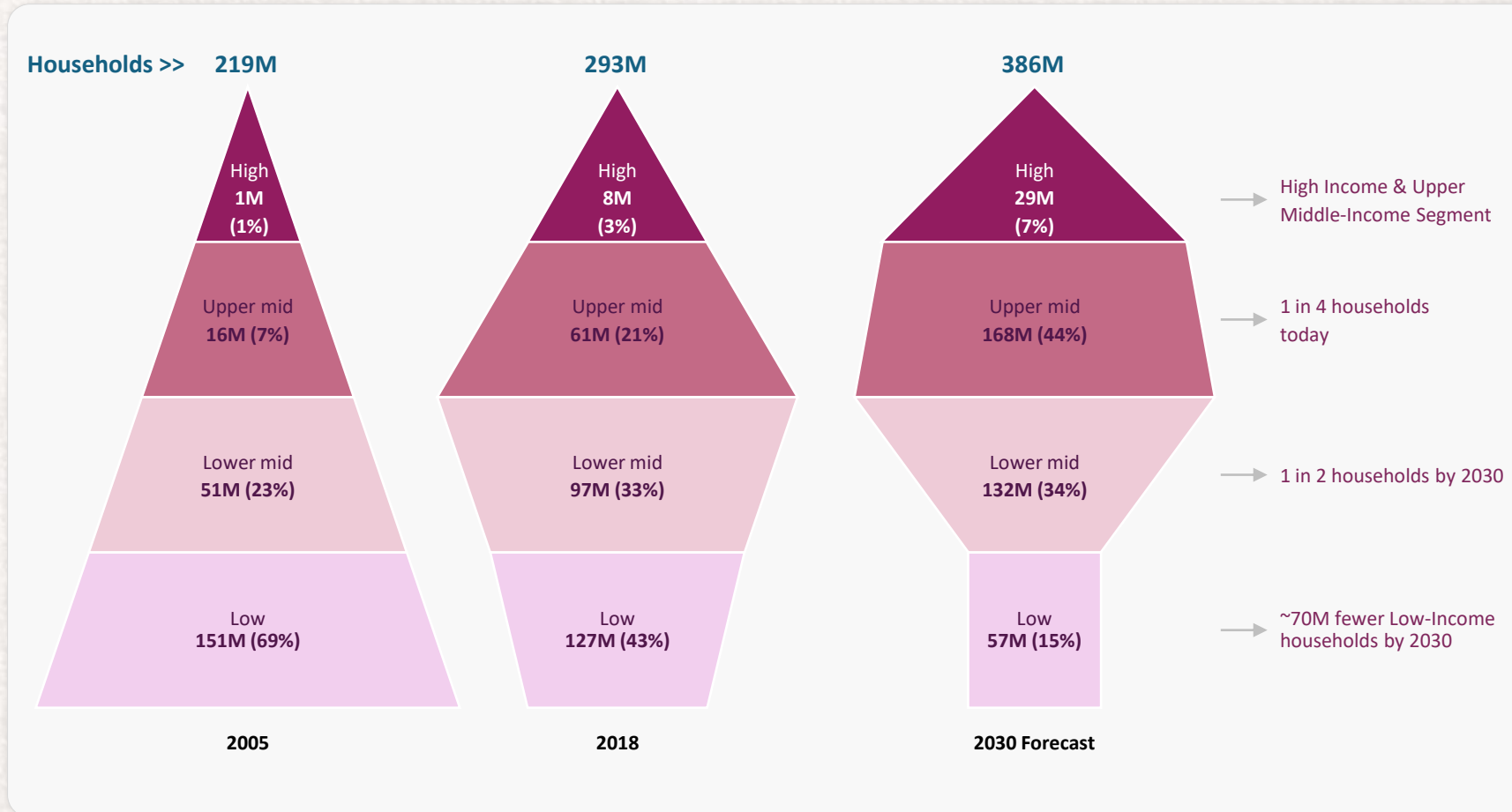
Urban infra and household consumption goods will be required to support rise in urbanization – expected to reach 42% in 2030



Source: National Infrastructure Pipeline Document of GOI
& World Economic Forum / Bain & Co – “Future of consumption in fast growth consumer markets – India”

BALLOONING MIDDLE- & HIGH-INCOME CLASS WITH A GREATER ABILITY TO SPEND

Upper middle & high-income proportion increasing from 24% in 2018 to 51% in 2030



Source: World Economic Forum / Bain & Co – “Future of consumption in fast growth consumer markets – India”

GREATER DISPOSABLE INCOME INCREASES VALUE ADDED SPENDING

With rise in income levels, spending on household products, health, travel and leisure increases



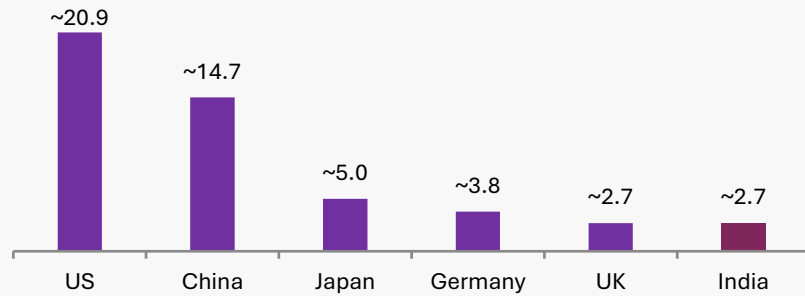
Source: Internal Research

E-COMMERCE IS HERE TO STAY AND GROW

India has the Third-highest number of e-retail shoppers (only behind China and US)

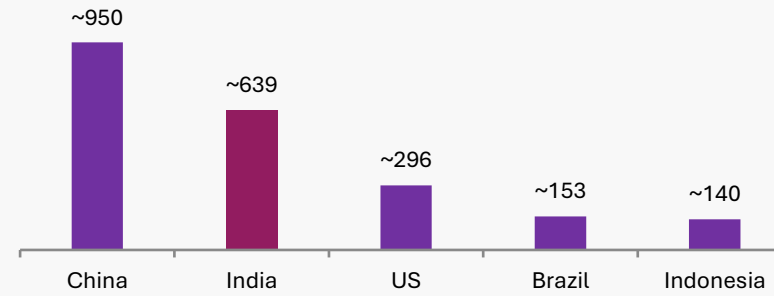
6th Largest Economy

Nominal GDP (\$trillion) (2020)



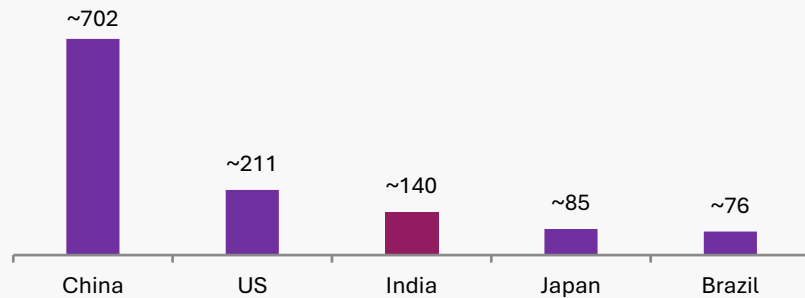
2nd Most Internet users

No. of Internet users (million) (2020)

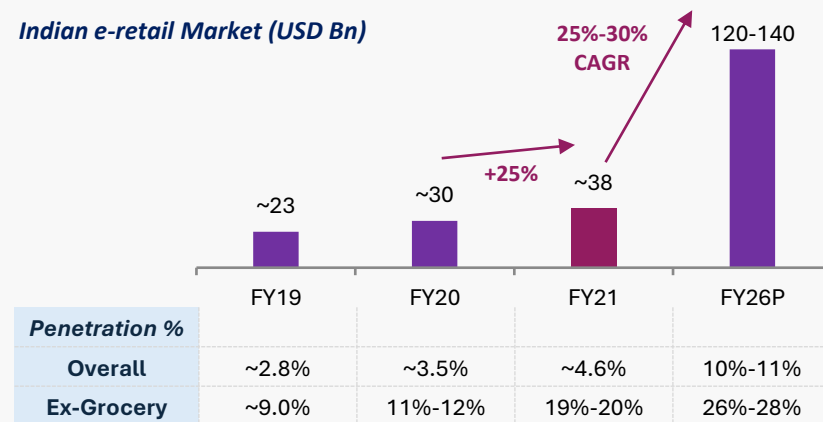


3rd Most e-retail shoppers

No. of e-retail Shoppers (million) (2020)



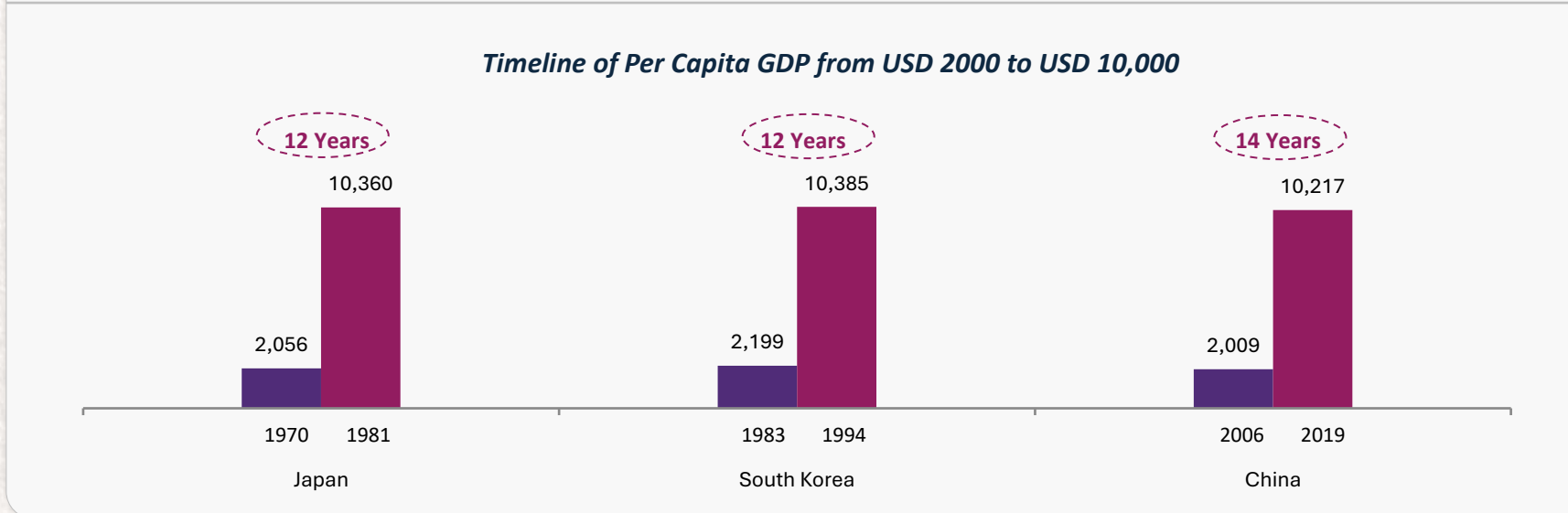
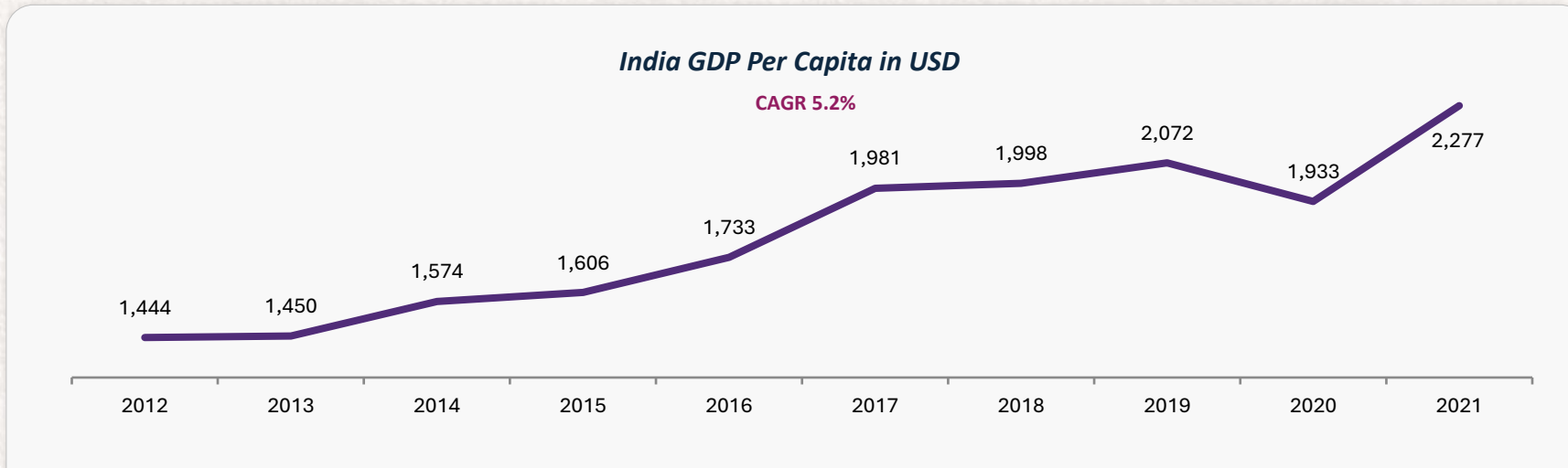
Indian e-retail Market (USD Bn)



Penetration %	FY19	FY20	FY21	FY26P
Overall	~2.8%	~3.5%	~4.6%	10%-11%
Ex-Grocery	~9.0%	11%-12%	19%-20%	26%-28%

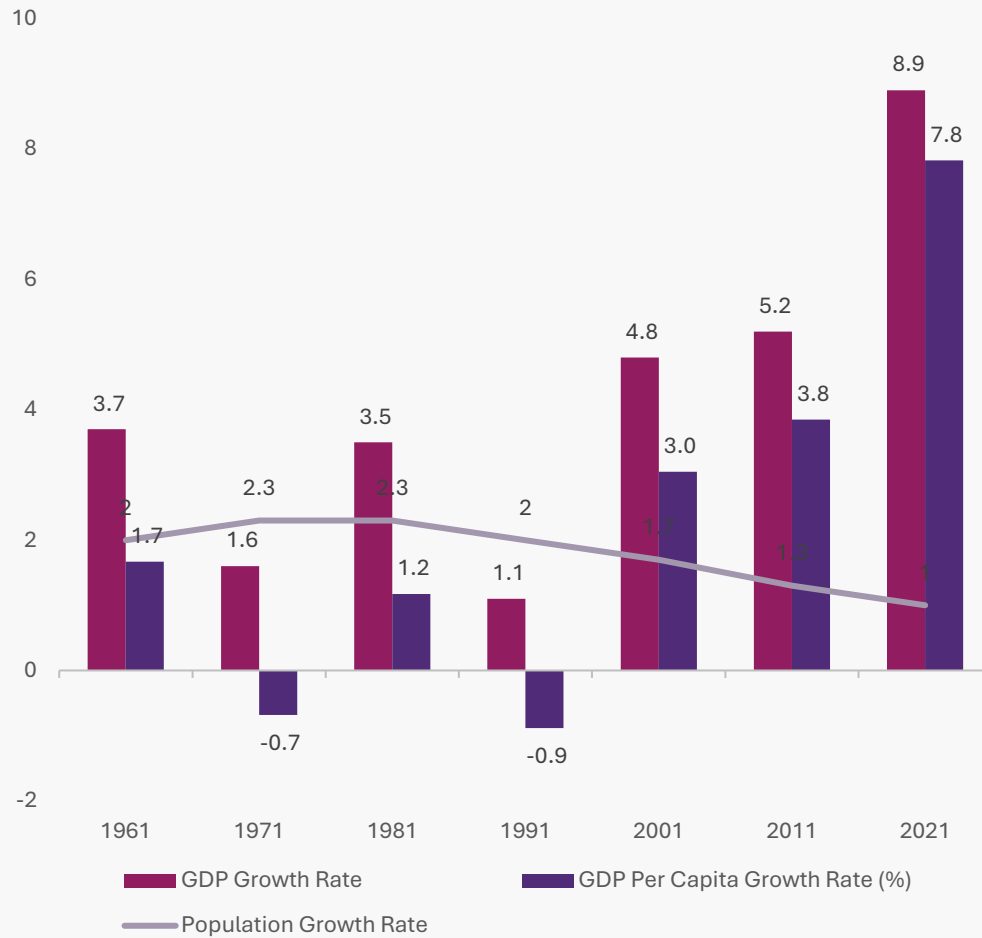
Source: "How India shops online – 2021" – report by Bain & Co

INDIA PER CAPITA GDP – CROSSING USD 2000 CAN BE AN INFLECTION POINT



Source: pib.gov.in, imf.org

GDP PER CAPITA GROWTH RATE – CATALYST FOR CONSUMPTION

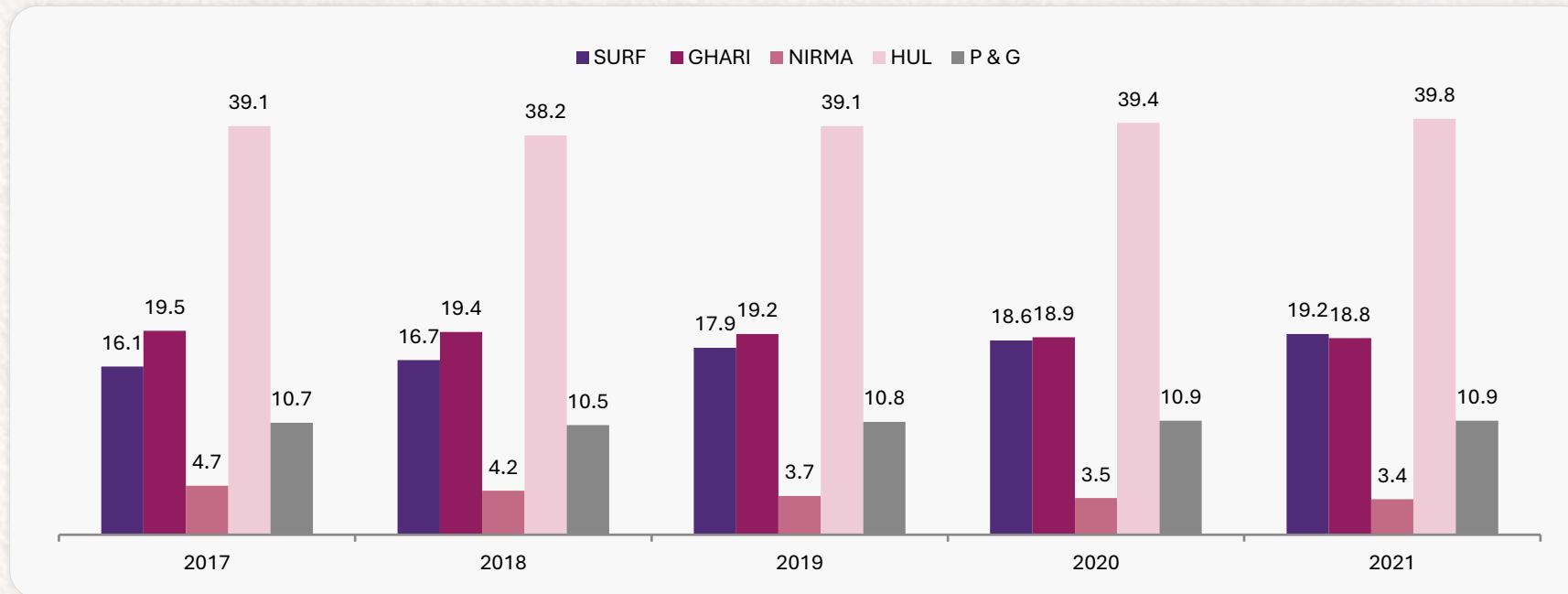


Source: pib.gov.in, mospi.gov.in, rbi.org.in

The GDP per capita growth rate has been improving over the last 3 decades due to higher GDP and reducing growth rate of population.

Assuming GDP growth rate at 6.5% till FY20230 and population growth rate of 1%, GDP per capital would nearly double to USD 4000 by 2030.

PREMIUMIZATION – MIRAGE OR A REALITY



Surf Excel – largest brand in HUL portfolio at INR 60 bn approximately.

- *Product quality and brand perception matters.*
- *Surf had to introduce Wheel to counter Nirma (launched in 1985). Pricing was the key differentiator then.*
- *Last decade Surf Excel overtook Wheel and other company brand – Ghari (largest brand in detergent category from 2012 till 2020).*
- *Despite pricing premium, Surf Excel is gaining market share.*
- *Increasing income levels with urbanization can lead to higher adoption of premium products.*

Source: reserachgate.net, hul.co.in

PORTFOLIO CONSTRUCTION



The portfolio has companies from any or all the following categories:

- *A clear market leader with a dominant market position and expected to remain competitive in the foreseeable future*
- *A strong contender is defined as the company apart from number one, that has grown faster and/or is expected to grow faster in earnings compared to peer set over the next 2 years*
- *A dark horse is a company, other than a market leader, which is capable of disproportionately benefitting from the way the industry is shaping up.*

**Equity allocation to have a maximum of 25% weightage as exception to overall portfolio construction criteria for stock selection based on portfolio manager discretion at any given time.*

ENTRY AND EXIT STRATEGY

Entry Strategy

- Display a ratio of PEG (PE Multiple to Estimated Growth) of not more than 1; or
- Have a relative PE* that is not more than 1 standard deviation compared to its 5-year average; or
- Have a valuation ratio that is not more than 1 standard deviation compared to its 5-year average.

Exit Strategy

- If the assumption with which the stock was bought becomes invalid for some reason, or
- If a stock has crossed a PEG ratio of 2.5x, and
- If a stock has a relative PE that is more than 1 standard deviation compared to its 5 year average, and
- If a stock has a valuation ratio that is greater than 1 standard deviation of its 5-year average, or
- We find a superior investment opportunity.

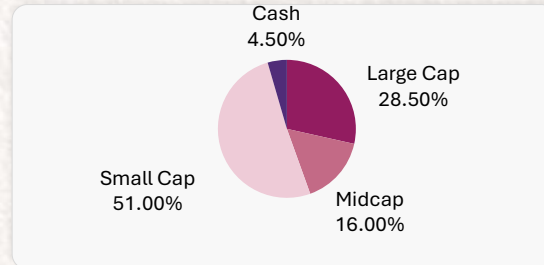
** Relative PE is the ratio of the individual company's PE multiple to the multiple of the market index. This method takes into account the average premium (or discount) the individual stock has enjoyed vis-à-vis the entire market.*

GROWTH OPPORTUNITIES PORTFOLIO (GOP) SNAPSHOT

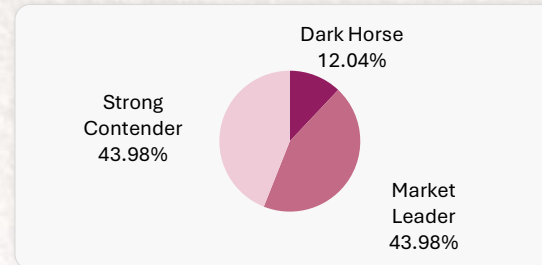
Characteristic	EPS(E) CAGR (2025 to 2027)	PER to Earnings Growth Ratio	Avg. Market Cap (INR Bn)	Sectors with highest weight
① Portfolio	26.79%	1.03	1,305	Automobile & Ancillaries Chemicals Capital Goods Realty Textile
② BSE 500 TRI*	10.44%	2.32	722	

Date Source: Ace Equity & Internal; Data as of 31st March 2026. *Benchmark is BSE 500 TRI, the portfolio is spread across different market capitalization, hence BSE 500 TRI is chosen as benchmark. Sectors as defined in Ace Equity. EPS estimates is based on publicly available research reports and internal analysis.

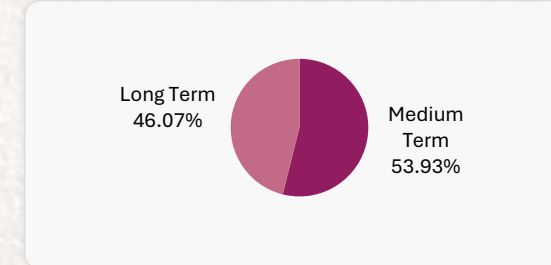
Market Cap Allocation



Category Allocation*



Theme Allocation*



Market cap, Category & Theme allocation as on 31st March 2026. *Category & Theme Allocation has been re-based to be considered as 100% equity. Source: Ace Equity

Performance as on 31st March 2026

Name	GOP	BSE 500 TRI
1 Month	-11.67%	-11.37%
3 Months	-10.24%	-13.94%
6 Months	-7.61%	-9.62%
1 Year	0.96%	-3.12%
2 Years	-2.99%	1.32%
3 Years	8.29%	12.89%
Since Inception(16/11/2022)	5.20%	8.96%

The current portfolio holdings may or may not be a part of the future portfolio holdings and may or may not be part of all clients' portfolios. Unaudited Performance data for Portfolio Manager and Investment Approach provided hereunder is not verified by any regulatory authority and Past performance may or may not sustain in the future. The performance is based on TWRR as on March 31st, 2026. Inception Date is 16/11/2022. As per SEBI guidelines, the performance data provided is net of all fees & expenses (pre-tax), based on their period of investment, fee structure and point of capital flows. Please note that performance of your portfolio may vary from that of other investors and that generated by the Investment Approach across all investors because of; 1) the timing of inflows and outflows of funds; and 2) differences in the portfolio composition because of restrictions and other constraints. As per SEBI circular SEBI/HO/IMD/IMD-PoD-2/P/CIR/2022/172 dated December 16, 2022, the comparison of the relative performance of the investment approach with other portfolio managers is available at <https://www.apmiindia.org/apmi/IACcompare.htm?action=iacomaprepape>. Source: Ace Equity, BSE & Internal.

TERM SHEET

1	Portfolio Managers
BugleRock Capital Private Limited (Formerly known as o3 Securities Private Ltd.)	

2	Investment Vehicle
SEBI Registered Portfolio Management License (PMS)	

3	Auditor
M P Chitale & Co.	

4	Custodian
HDFC Bank/Kotak Bank	

5	Benchmark
BSE 500 TRI	

6	Suggested Investment Horizon
Minimum of 3 years	

7	Stocks in the Portfolio
20-25 Stocks (No market cap bias)	

8	Cash Strategy
Residual	

9	Management Fee	Regular Plan	2.50% p.a. fixed OR 2% p.a. fixed with 15% profit sharing on positive alpha over benchmark**
		Direct Plan[#]	1.5% p.a. fixed OR 1% p.a. fixed with 15% profit sharing on positive alpha over benchmark**


All clients have an option to invest in the above products / investment approaches directly, without intermediation of persons engaged in distribution services.


** The Fee is charged on the daily average AUM; debited on a quarterly basis, profit sharing fee is charged annually or on exit. Fees exclusive of GST & third-party charges like Audit fee & Custodian Fee.




CONTACT DETAILS

Follow us:


www.buglerock.asia


pmsassist@buglerock.asia


[BugleRock Capital](#)

Mumbai

No. 802, 8th Floor, South Annexe,
Tower 2, One World Center,
Senapati Bapat Marg,
Lower Parel, Mumbai 400 013
Tel: +91 22 6925 1000

Bangalore

Prestige Takt, 1st Floor,
No 23, Kasturba Road Cross,
Mahatma Gandhi Road,
Bangalore, Bangalore North,
Karnataka, India, 560001

Chennai

Awfis Rajkamal Pinnacle,
Old No. 145, New 2, 7th Floor,
Nungambakkam High Road,
Nungambakkam, Chennai 600034

Hyderabad

Floor 3, Cabin 324, Road No 36,
Plot No 1202 & 1215A,
SL Jubilee, Jubilee Hills,
Hyderabad - 500 033
Tel: +91 98481 94249

DISCLAIMER AND CONFIDENTIALITY (1/2)

Disclaimer and Disclosures: About Us: Buglerock Capital Private Limited (formerly known as o3 Securities Private Limited) (“Buglerock Capital”) is registered as a Portfolio Manager with SEBI under SEBI (Portfolio Managers) Regulations, 2020 as amended from time to time and the Circulars and Guidelines issued there under from time to time vide SEBI Reg. No.: INP000005430 Validity:- Oct 09, 2024 - Perpetual

Disclaimer: This website/email/content is confidential and is intended only for the personal use of the prospective investors/contributors (herein after referred as the Clients) to whom it is addressed or delivered and must not be reproduced or redistributed in any form to any other person without prior written consent of Buglerock Capital. This website/email/content does not purport to be all-inclusive, nor does it contain all of the information which a prospective investor may desire. This website/email/content is neither approved, certified nor its contents is verified by SEBI.

Buglerock Capital retains all the rights in relation to all information contained in the website/email/content(s) and to update the same periodically or otherwise from time to time. The website/ email/content is neither a general offer nor solicitation to avail the service of investment from the SEBI Registered Intermediary under the services offered by Buglerock Capital/Fund nor is it an offer to sell or a generally solicit an offer to become an investor in the services offered by the Buglerock Capital /Fund. The delivery of this email/ content at any time does not imply that information herein is correct as of any time subsequent to its date. The contents of this website/email/content are provisional and may be subject to change. In the preparation of the material contained in this website/email/content, Buglerock Capital has used information that is publicly available, certain research reports including information developed in-house. Buglerock Capital warrants that the contents of this website/email/content are true to the best of its knowledge, however, assume no liability for the relevance, accuracy or completeness of the contents herein.

Buglerock Capital declares that the data and analysis provided shall be for informational purposes. The information contained in the analysis shall be obtained from various sources and reasonable care would be taken to ensure sources of data to be accurate and reliable. Buglerock Capital will not be responsible for any error or omission in the data or for any losses suffered on account of information contained in the analysis. While the Buglerock Capital will take due care to ensure that all information provided is accurate, however the Buglerock Capital neither guarantees/warrants the sequence, accuracy, completeness, or timeliness of the report. Neither the Buglerock Capital nor its affiliates or their partners, directors, employees, agents, or representatives, shall be responsible or liable in any manner, directly or indirectly, for views or opinions expressed in this analysis or the contents or any systemic errors or discrepancies or for any decisions or actions taken in reliance on the analysis. Buglerock Capital does not take any responsibility for any clerical, computational, systemic, or other errors in comparison analysis.

There can be no assurance that future results, performance or events will be consistent with the information provided in this content and the past performance, if any is not the guarantee of the future/assured performance. Any decision or action taken by the recipient/visitor of this website/email/content based on this information shall be solely and entirely at the risk of the recipient/visitor of the website/email/content. The distribution of this information in some jurisdictions may be restricted and/or prohibited by law, and persons into whose possession this information comes should inform themselves about such restriction and/or prohibition and observe any such restrictions and/or prohibition. Unauthorized disclosure, use, publication, dissemination or copying (either whole or partial) of this information, is prohibited. Buglerock Capital shall not treat recipient/ user as a client by virtue of his receiving/using the contents of the document in full or part. Neither the Buglerock Capital nor its affiliates, directors, partners, employees, agents, or representatives, shall be responsible or liable in any manner, directly or indirectly, for the contents or any errors or discrepancies herein or for any decisions or actions taken in reliance on the information. The person accessing this information specifically agrees to exempt/ absolve the Buglerock Capital or any of its affiliates or employees from, any and all responsibility/liability arising from such misuse/ improper/ illegal use and agrees not to hold the Buglerock Capital or any of its affiliates or employees responsible for any such misuse/ improper/illegal use and further agrees to hold the Buglerock Capital or any of its affiliates or employees free and harmless from all losses, costs, damages, expenses that may be suffered by the person accessing this information due to any errors and delays.

Buglerock Capital (including its affiliates) and any of its Partners, officers, employees, and other personnel will not accept any liability, loss, damage of any nature, including but not limited to direct, indirect, punitive, special, exemplary, consequential, as also any loss of profit in any way arising from the use of this website/ email/content or any information in any manner whatsoever.

DISCLAIMER AND CONFIDENTIALITY (2/2)

This website/email/content may include certain forward-looking words, statements and scenario which contain words or phrases such as “believe”, “expect”, “anticipate”, “estimate”, “intend”, “plan”, “objective”, “goal”, “project”, “endeavour” and similar expressions or variations of such expressions that are forward looking statements, words, and scenario. Actual results may differ materially from those suggested by the forward-looking statements due to risks, uncertainties, or assumptions. Buglerock Capital takes no responsibility of updating any data/information. The contents of this website/email/content cannot be copied, reproduced, in whole or in part or otherwise distributed without prior written approval of the Buglerock Capital. Prospective investors/clients are advised to review this website/ email/content, the Private Placement Memorandum/Disclosure Document, the Contribution Agreement/Client Agreement, representations and presentation(s) and other related documents carefully and in its entirety and seek clarification wherever required from the SEBI Registered Intermediary/ Buglerock Capital. Prospective investors should make an independent assessment, and consult their own counsel, business advisor and tax advisor as to legal, business and tax related matters concerning this document and the other related documents before becoming investing with/through the Buglerock Capital/in the Fund. The information contained in this website/email/content has been prepared for general guidance and does not constitute a professional advice/assurance and no person should act upon any information contained herein without obtaining specific professional advice/ Assurance. Neither the Buglerock Capital nor its Affiliates or advisors would be held responsible for any reliance placed on the content of this document or for any decision based on it. Each existing/prospective client, by accepting delivery of this document agrees to the foregoing. The Investment portfolio are subject to several risk factors including but not limited to political, legal, social, economic, and overall market risks. The recipient alone shall be fully responsible/are liable for any decision taken on the basis of this document. Buglerock Capital, its partners, employees, PMS clients may have existing exposure to the stocks that form part of the PMS portfolio. Further, in view of the investment objective/strategy of the PMS there may be situations where Buglerock Capital may be selling a stock which is part of the PMS portfolio as the case may be. Buglerock Capital Private Limited operates exclusively under the jurisdiction of Indian laws and regulations. Any dispute, controversy, or claim arising out of or in connection with this document / content, including any question regarding its existence, validity, or termination, shall be first attempted to be resolved through amicable negotiations. If such attempts fail, the dispute shall be referred to and finally resolved by arbitration in accordance with the Arbitration and Conciliation Act, 1996 (as amended from time to time). The arbitration proceedings shall be conducted in English and the seat and venue of arbitration shall be Mumbai, Maharashtra. The arbitral tribunal shall consist of a sole arbitrator appointed mutually by the parties. Subject to the foregoing, the courts at Mumbai, Maharashtra shall have exclusive jurisdiction over all matters arising out of or in connection with this document / content.

Redressal of client grievances: Investors can seek clarification for their queries and are further entitled to make a complaint in writing, verbally or telephonically. An email may be sent to: For PMS queries and complaints – pmsassist@buglerock.asia and compliance@buglerock.asia (both). Alternatively, the Investor may call on +91 22 6925 1000. SEBI Complaint Redressal Portal (SCORES): <https://scores.sebi.gov.in/>

In case, if the same is not resolved or he/she is still not satisfied with the resolution, they can opt for online resolution of dispute through Conciliation/Arbitration on SMART ODR Portal at: <https://smartodr.in/login>. Portfolio Management Services: You may refer the Disclosure Document available at <https://www.buglerock.asia/wp-content/uploads/docs/asset-management/others/Disclosure%20Document.pdf> for detailed disclosures. As per SEBI circular SEBI/HO/IMD/IMD-PoD-2/P/ CIR/2022/172 dated December 16, 2022, the comparison of the relative performance of the investment approach with other portfolio managers is available at <https://www.apmiindia.org/apmi/welcome.htm>

Principal Officer and Compliance Officer Details under PMS:

Principal Officer: Mr. Rajesh Keswani, Tel: +91 22 6925 1000, Email id:- rajesh.k@buglerock.asia

Compliance Officer: Mr. Bharat M Sharda, Tel: +91 22 6925 1000, Email Id:- bharat.sharda@buglerock.asia

Corporate Office Address:- 8th Floor, Unit 802, South Annexe Tower 2, One World Center, Senapati Bapat Marg, Lower Parel, Mumbai, Maharashtra, 400013

Registered Office Address:- Prestige Takt, 1st Floor, No. 23, Kasturba Road Cross, Bangalore 560001, T: +91 80 6902 9000



Merci

ಧನ್ಯವಾದಗಳು

धन्यवाद

धन्यवाद

භව්‍යතා

ଆભାର

நன்றி

Terima kasih

ਧੰਨਵਾਦ

شكرية

നന്ദി

ありがとう

Gracias

谢谢

ధన్యవాదాలు

감사합니다